



Administrator Dashboard

WHAT EDUCATORS ARE SAYING:

“The DreamBox Administrator Dashboard allows us to keep up with trends and individual students and is a great tool in helping us communicate with parents.”

— AARON WILL
PRINCIPAL, CLAYMONT ELEMENTARY

“The DreamBox Administrator Dashboard reports give me at-a-click visibility into usage and curriculum completed for customized groups of students. The reports allow me to see the progress students are making in completing the curriculum, including whether they’re ‘on-track’. The Dashboard also enables me to make useful comparisons by different classes and grades.”

— CHARLIE BUFALINO
ONLINE LEARNING SPECIALIST
ROCKETSHIP EDUCATION



Information at Your Fingertips

Principals, math coaches and district curriculum leaders have a dashboard view into the participation, proficiency and progress of every student in a school with the DreamBox Learning Administrator Dashboard.

Key Data for Principals, Math Coaches and District Administrators

The DreamBox Administrator Dashboard gives you the views of usage, proficiency and progress you need to gain insight into student achievement. It will enable you to:

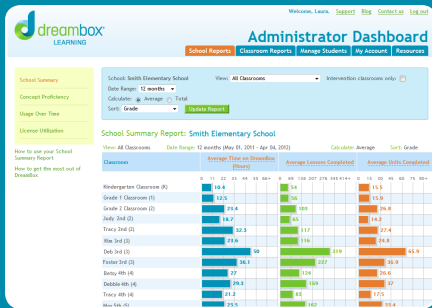
- Examine use of program, lessons and units completed by date range, school, grade level, or classroom.
- Track concept proficiency by grade-level, specific classrooms and change over time.
- Highlight strengths, weaknesses, reveal holes in curriculum and inform instructional focus.
- Understand the time students are spending with DreamBox, both during school hours and outside of school hours.
- Compare semester-by-semester usage and progress to match your school’s calendar.
- Monitor license utilization and track purchase history.



Intuitive and Insightful Reports

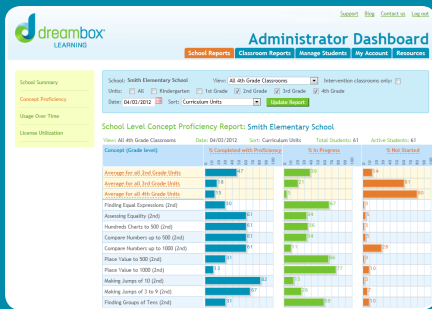
School Summary Report

- Inform instructional practice with a window into how classroom and student use and progress varies.
- Identify potential training or technology issues standing in the way of greater participation and progress.
- Customize your dates to compare time, lessons, and units completed on the DreamBox program.
- Pinpoint best practices and replicate them.



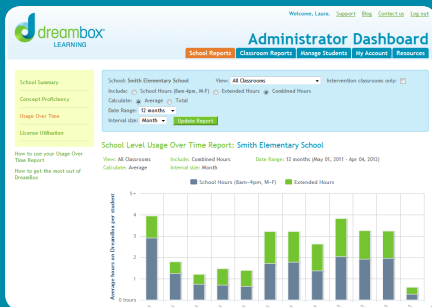
Concept Proficiency Report

- View concept proficiency for all students in a grade level or in a specific classroom.
- Gain insight into the percent of your students proficient in specific units, where students are currently working, and what they've accomplished at any given date in time.
- View progress over time by comparing proficiency at different dates.
- Compare concept proficiencies across classrooms to identify which students need more time learning math in order to achieve grade-level standards.



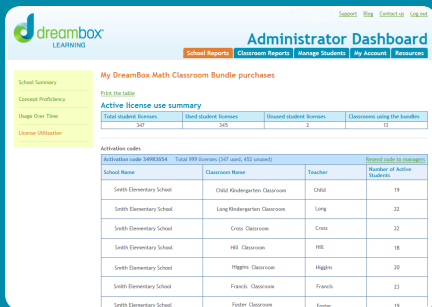
Usage Over Time Report

- Review how much time your students are spending on DreamBox during school hours and outside of school hours.
- Understand how usage varies by day, week, month, grade level, or classroom.
- Recognize those classrooms getting the most out of the DreamBox program and replicate best practices and implementations.



License Utilization Report

- Track classroom and building utilization to better meet audit requirements.
- Simplify expense tracking.



For more information, contact Client Care at 877.451.7845 or email schools@dreambox.com.